

# WORKSHEET 3

## Writing about Video Clips

### Tasks:

1. Read all phrases in paragraphs 1 - 5 very carefully.
2. Find all phrases that you can use for your review. Choose at least one phrase from each of these paragraphs.
3. Complete these phrases using your own words, and write the sentences in your folder.



### 1. Setting

*The video's setting is ...*

*The video has several settings. They are: ...*

*The setting(s) cannot be precisely determined.*

*It is most likely that the video is set in ...*

### 2. Characters

*The video shows one main character. He/she is ...*

*- The main character is first shown as he/she ...*

*- He/she then ... and ... Finally, he/she ...*

*- The way he/she does this, gives the impression that he/she ...*




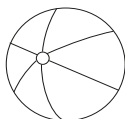
*There are several important characters in the video.*

*They are ...*

*- The main characters are shown as they ...*

*Then they ... and ... Finally, they ...*

*- The way they do this, gives the impression that they ...*



### 3. Objects

*The most important objects in the video are: ...*

*They are shown in combination with ...*

*The way the objects are presented makes them look ...*

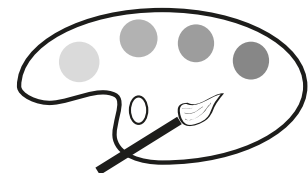
### 4. Colours

*The filmmakers mostly use ...*

*- bright colours*

*- dark colours*


*- black and white*



*The colours that are dominant in the music video are ...*

*Less important colours are ...*

*This choice of colours has the following effect: ...*



### 5. Lighting

*The makers of the video clip often use*

*- high-contrast lighting / bright light.*

*- low-contrast lighting / dim light.*

*- a mixture of high- and low-contrast lighting.*

*The effect of this kind of lighting is: ...*